




Smart Processing of Millions of PDF Files

+++ NO CODE REQUIRED +++

- A quick overview of Aquaforest's **Low Code / No Code Applications**
- **Use Case ALPHA – All that paper!**
Record-keeping for European shipments after Brexit → **Kingfisher**
- **Use Case BRAVO – Can't email this contract!**
Compressing PDFs for thousands of Bank employees → **Autobahn DX**

Aquaforest
an ORPALIS company

Low Code No Code Applications



- **Autobahn** – High-performance high-volume automated OCR system
- **Searchlight OCR** – Automated in-place OCR processing tool
- **Searchlight Tagger** – Automated adding of metadata tags based on document content
- **Kingfisher** – Automated document organisation tool (split / rename / barcode / extract)
- **PDF Connector** – 10 OCR / PDF Steps in Microsoft's **Power Automate** platform



Bulk Processing Architecture

- All products run as a **background service**
- All products are **scalable by number of CPU cores used** (concurrently processed documents)
- Many of our clients have repositories of **many million documents** (Government, legal, financial, pharma...)
- Our clients predominantly use **automated scheduled processes** and only manage exceptions

Processing Mode:
 Audit Only
 Audit and OCR

Cores:
4

1
2
3
4
5
6
7
8

Manual

Once per day

At:
14:38

Continuous

Every: 1 + - Hour(s)

Between 00:01 Minute(s)

Hour(s)

Day(s)

Month(s)

Run once

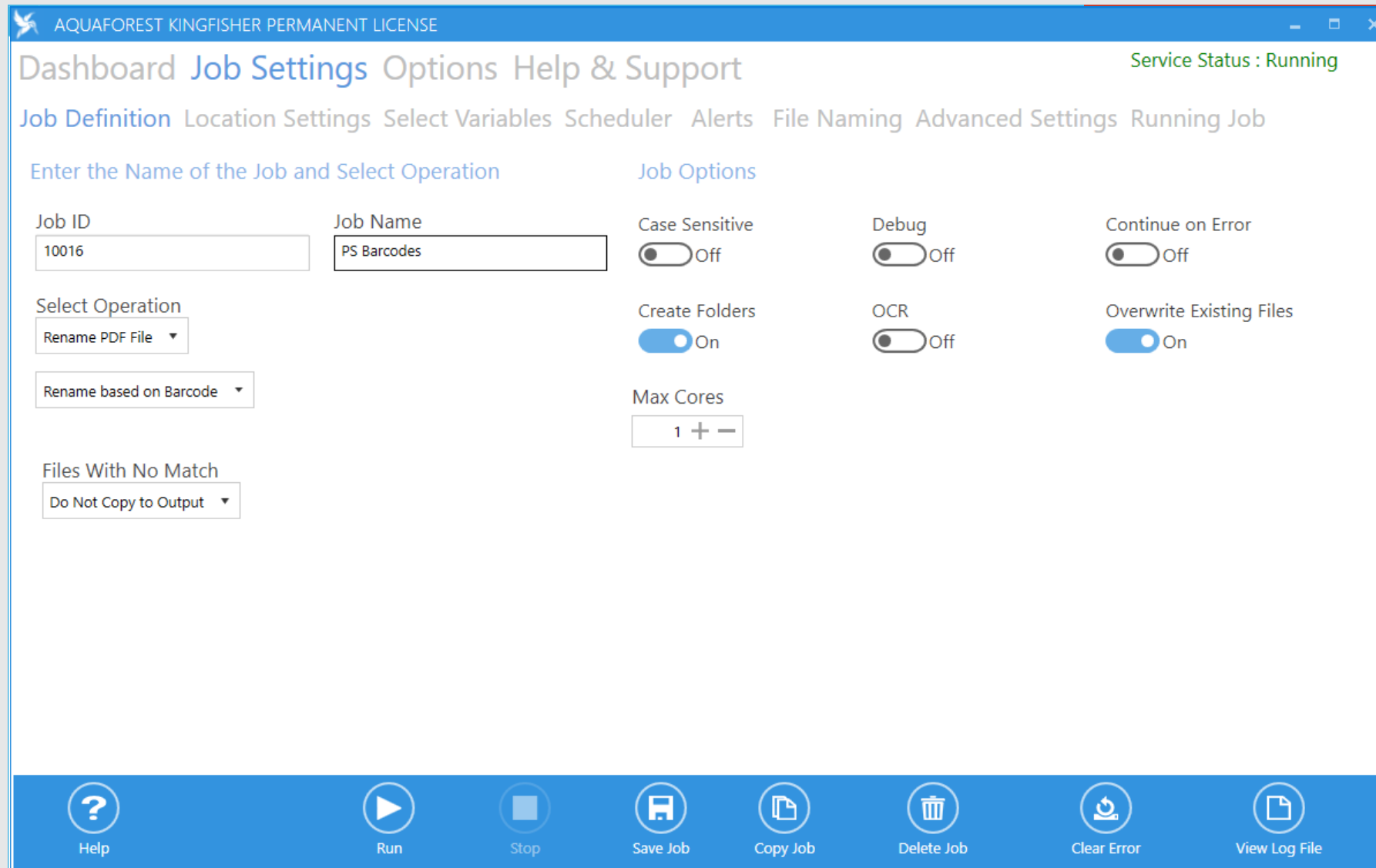
On:
10/10/2021

At:
14:38

- Application Management
- AppX Deployment Service (AppXSVC)
- Aquaforest Kingfisher
- Aquaforest Searchlight
- Aquaforest Searchlight Tagger
- ASP.NET State Service
- AssignedAccessManager Service
- Auto Time Zone Updater
- Autobahn DX
- AVCTP service

Document Library ID	14
Run ID	28
Connection Totals	Total Documents: 260,563 Total Error Documents: 4,372 Total Pages: 2,933,048 Total Searchable Pages: 2.291.944 (78.1 %)

User Interfaces



AQUAFOREST KINGFISHER PERMANENT LICENSE

Dashboard Job Settings Options Help & Support Service Status : Running

Job Definition Location Settings Select Variables Scheduler Alerts File Naming Advanced Settings Running Job

Enter the Name of the Job and Select Operation

Job ID: 10016 Job Name: PS Barcodes

Select Operation: Rename PDF File

Rename based on Barcode

Files With No Match: Do Not Copy to Output

Job Options

Case Sensitive: Off

Debug: Off

Continue on Error: Off

Create Folders: On

OCR: Off

Overwrite Existing Files: On

Max Cores: 1

Help Run Stop Save Job Copy Job Delete Job Clear Error View Log File

- No coding required
- **But if you *really* want it:**
- Optional RegEx filters
- Execute scripts
- Command line
- ADX API
- SDK

Use Case ALPHA – Transport Company



Use Case ALPHA



What happens and what needed doing?

- Hundreds of pages are being scanned every day
- CRM generates cover sheet with main data and QR code
- Papers relating to the same shipment may be scanned at different times over several days
- Different shipments are scanned together in one process

- **We need to be able to find any individual shipment papers by**

- **Console Reference**
- **File Reference**
- **Shipment Date**



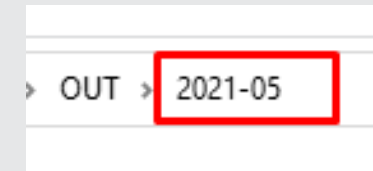
In other words

- We need to get from this

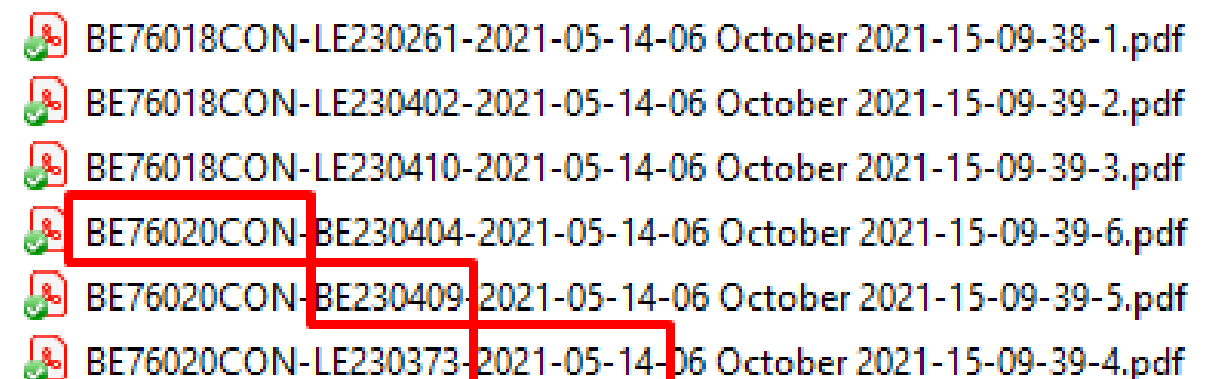


- To this for findability

- Create folder and group by shipment year/month

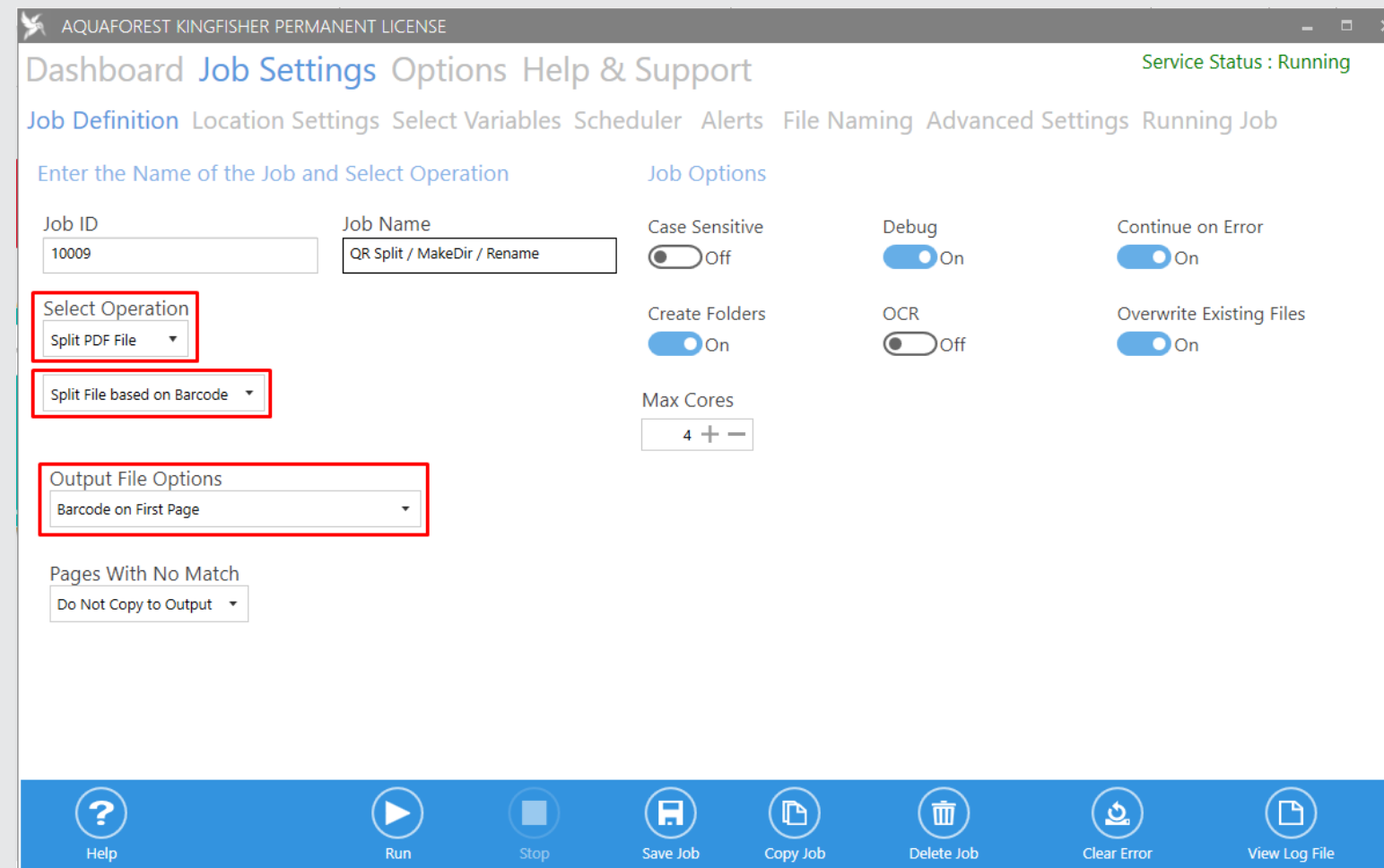


- Feature all references in file name



BE76018CON-LE230261-2021-05-14-06 October 2021-15-09-38-1.pdf
BE76018CON-LE230402-2021-05-14-06 October 2021-15-09-39-2.pdf
BE76018CON-LE230410-2021-05-14-06 October 2021-15-09-39-3.pdf
BE76020CON-BE230404-2021-05-14-06 October 2021-15-09-39-6.pdf
BE76020CON-BE230409-2021-05-14-06 October 2021-15-09-39-5.pdf
BE76020CON-LE230373-2021-05-14-06 October 2021-15-09-39-4.pdf

Kingfisher 1 - Split by barcode



AQUAFOREST KINGFISHER PERMANENT LICENSE

Dashboard [Job Settings](#) Options Help & Support Service Status : Running

[Job Definition](#) [Location Settings](#) [Select Variables](#) [Scheduler](#) [Alerts](#) [File Naming](#) [Advanced Settings](#) [Running Job](#)

Enter the Name of the Job and Select Operation

Job ID: 10009 Job Name: QR Split / MakeDir / Rename

Select Operation: Split PDF File (dropdown)
Split File based on Barcode (dropdown)

Job Options:

- Case Sensitive: Off
- Debug: On
- Continue on Error: On
- Create Folders: On
- OCR: Off
- Overwrite Existing Files: On
- Max Cores: 4

Output File Options: Barcode on First Page (dropdown)

Pages With No Match: Do Not Copy to Output (dropdown)

Bottom navigation bar: Help, Run, Stop, Save Job, Copy Job, Delete Job, Clear Error, View Log File

Kingfisher 2 - Extract shipping date



AQUAFOREST KINGFISHER PERMANENT LICENSE

Dashboard Job Settings Options Help & Support Service Status : Running

Job Definition Location Settings Select Variables Scheduler Alerts File Naming Advanced Settings Running Job

Kingfisher Variables Add Item (+)

%VALUE1%
%VALUE2%

Column Settings

Column Header %VALUE2%


Selected Zone all

Barcode Type **QR_CODE**

Where text matches pattern

Pattern **\d{4}-\d{2}\$**
[Refine Extracted Text](#)

Zoom In/Out 75% Pages 1 / 40 Open File Reload File



Help Run Stop Save Job Copy Job Delete Job Clear Error View Log File

Kingfisher 3 - Form folder variable



Text Match Settings

Pattern/Text Refiner Order

Match Pattern First

Refine Text First

ADVANCED TEXT PROCESSING

Replace text from extracted text in zone.

Task	Pattern (Regular expression)
Remove all occurrence of text matching	\-\d{2}\$

Extraction Log

[Text Extracted]

BI76009CON-BI230335-2021-05-14

Column Header: %VALUE2%

Selected Zone: all

Barcode Type: QR_CODE

Where: text matches pattern

Pattern: \d{4}-\d{2}\$

[Refine Extracted Text](#)

CAPTURED TEXT

2021-05

Selected Text Matched Pattern.

Extraction Log

[Text Extracted]

BI76009CON-BI230335-2021-05-14

[Remove all occurrence of text matching pattern "\-\d{2}\$" (Inclusive,)]

BI76009CON-BI230335-2021-05

[Refiner Returning]

BI76009CON-BI230335-2021-05

Kingfisher 4 - Make folder / Rename file



`%VALUE2%\%VALUE1%-%DATE%-%TIME%-%INDEX%`

> OUT > 2021-05

- BE76018CON-LE2302...-2021-05-14-06 October 2021-15-09-38-1.pdf
- BE76018CON-LE2304...-2021-05-14-06 October 2021-15-09-39-2.pdf
- BE76018CON-LE2304...-2021-05-14-06 October 2021-15-09-39-3.pdf
- BE76020CON-BE2304...-2021-05-14-06 October 2021-15-09-39-6.pdf
- BE76020CON-BE230409...-2021-05-14-06 October 2021-15-09-39-5.pdf
- BE76020CON-LE230373...-2021-05-14-06 October 2021-15-09-39-4.pdf

Use Case BRAVO – Bank



What happens and what needed doing?



- Regional European Bank with 3,000 employees
- Much of customer communication is done via email
- Maximum attachment size for emails is 20MB
- Many contracts get scanned and documents get combined in PDFs resulting in files larger than 20MB → cannot be emailed
- **Bank needs an effective compression tool allowing each employee individually to compress files as and when needed**
- System needs to reside within the Bank's IT infrastructure



Autobahn – Overview



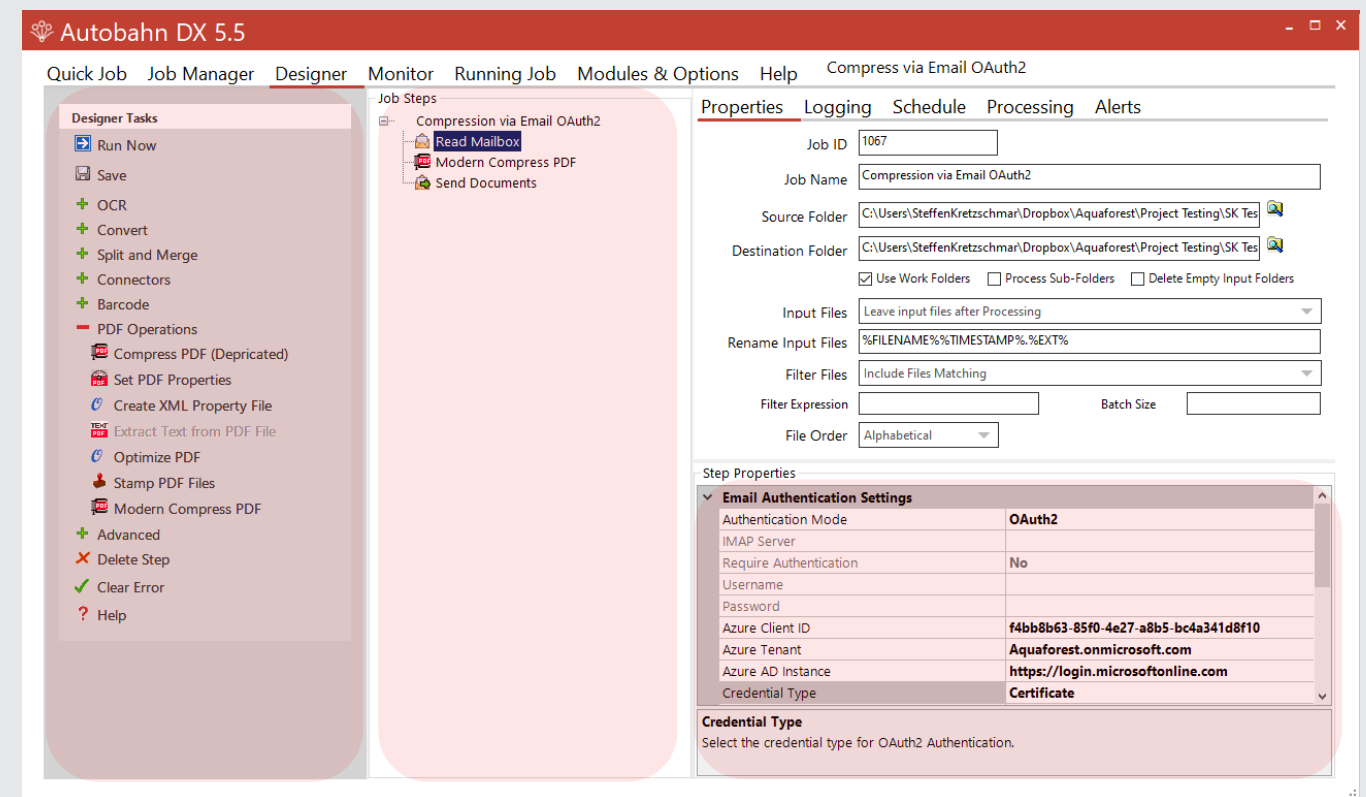
- **Workflow Application**
- Users **add Job Steps** from the Task Menu
- **Manage job steps order**
- **Set step properties**



INPUT Location

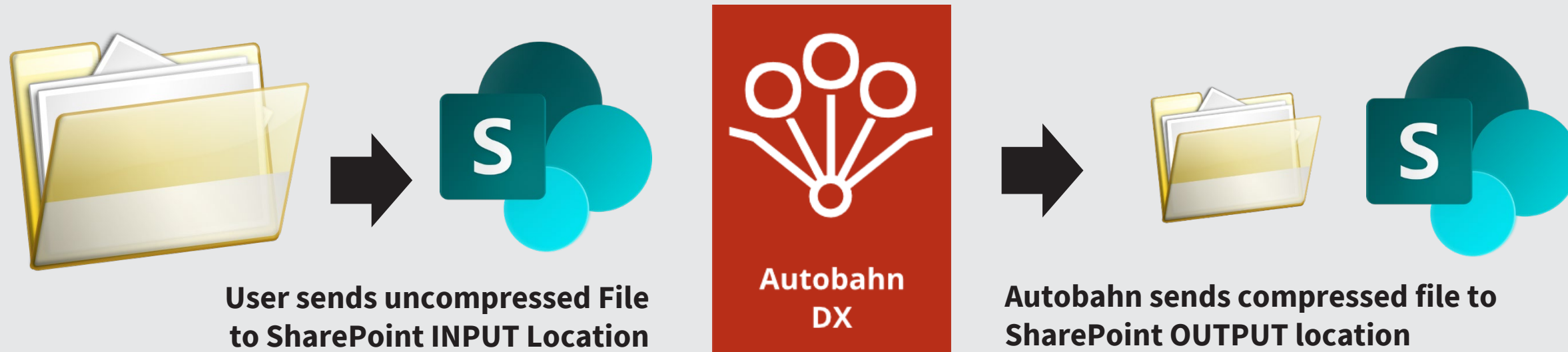


OUTPUT Location



The screenshot shows the 'Designer' tab of the Autobahn DX 5.5 application. The interface includes a 'Designer Tasks' menu on the left with options like 'Run Now', 'Save', 'OCR', 'Convert', 'Split and Merge', 'Connectors', 'Barcode', 'PDF Operations', 'Compress PDF (Deprecated)', 'Set PDF Properties', 'Create XML Property File', 'Extract Text from PDF File', 'Optimize PDF', 'Stamp PDF Files', 'Modern Compress PDF', 'Advanced', 'Delete Step', 'Clear Error', and 'Help'. The 'Job Steps' pane shows a workflow with 'Read Mailbox', 'Modern Compress PDF', and 'Send Documents'. The 'Properties' pane on the right is configured for 'Compression via Email OAuth2' with Job ID 1067, Job Name 'Compression via Email OAuth2', and various folder and file settings. The 'Step Properties' section is expanded to show 'Email Authentication Settings' with fields for Authentication Mode (OAuth2), IMAP Server, Require Authentication (No), Username, Password, Azure Client ID (f4bb8b63-85f0-4e27-a8b5-bc4a341d8f10), Azure Tenant (Aquaforest.onmicrosoft.com), Azure AD Instance (https://login.microsoftonline.com), and Credential Type (Certificate).

Autobahn – Compress via SharePoint



- Employees move their uncompressed files to a specific SharePoint **INPUT** location
- An Autobahn process is scheduled at certain intervals to monitor this SharePoint location
- Compressed files are sent to a specific SharePoint **OUTPUT** location (rename option)
- Input files can be archived, deleted or renamed (Power Automate)
- Emails can be sent once files arrive in OUTPUT location (Power Automate)

Autobahn – SharePoint INPUT Folder



Aquaforest SharePoint

SD SK Demos

Documents **+ New**

Cres Technology Testing

Searchlight Tagger Demos

Shared with us

ADX SP Compression

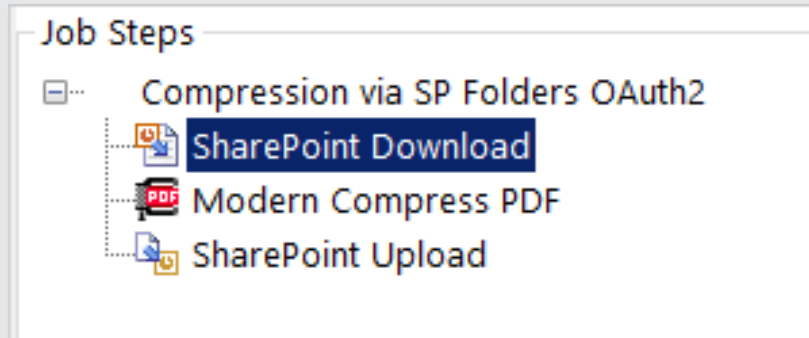
Recycle bin

Edit

ADX SP Compression > IN > 17

Name	Modified	Modified By	File Size
AutobahnDX5.5.pdf	5 minutes ago	Steffen Kretzschmar	3.84 MB

Autobahn – ADX Process - Download



Applying input file filters.
Using 4 cores.
Checking library: <https://aquaforest.sharepoint.com/sites/SKDemos/ADX SP Compression>

Autobahn DX will download 3 document(s).

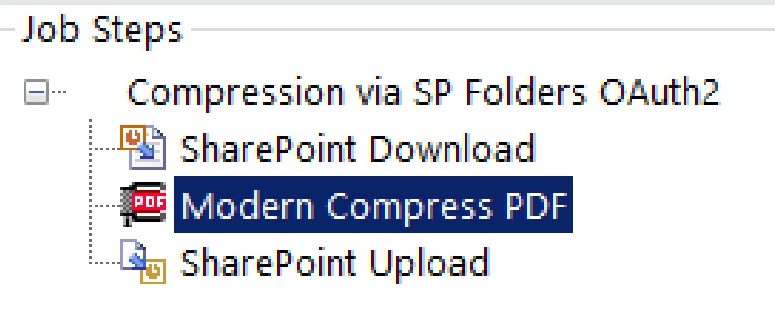
[https://aquaforest.sharepoint.com/sites/SKDemos/ADX%20SP%20Compression/IN/23/S1E%20-%20RO-KA-TECH%20-%20Wall%202%20\(3810mm%20x%202340mm\)%20Artwork%20OUTLINED.pdf](https://aquaforest.sharepoint.com/sites/SKDemos/ADX%20SP%20Compression/IN/23/S1E%20-%20RO-KA-TECH%20-%20Wall%202%20(3810mm%20x%202340mm)%20Artwork%20OUTLINED.pdf) downloaded successfully to
C:\Aquaforest\Autobahn DX\work\1147\work2\INPUT\23/S1E - RO-KA-TECH - Wall 2 (3810mm x 2340mm) Artwork OUTLINED.pdf.

<https://aquaforest.sharepoint.com/sites/SKDemos/ADX%20SP%20Compression/IN/08/2021-cloud-report-cockroach-labs.pdf> downloaded successfully to
C:\Aquaforest\Autobahn DX\work\1147\work2\INPUT\08/2021-cloud-report-cockroach-labs.pdf.

<https://aquaforest.sharepoint.com/sites/SKDemos/ADX%20SP%20Compression/IN/17/AutobahnDX5.5.pdf> downloaded successfully to
C:\Aquaforest\Autobahn DX\work\1147\work2\INPUT\17/AutobahnDX5.5.pdf.

Time Taken = 00:00:04.7864500
Exit Code : 0

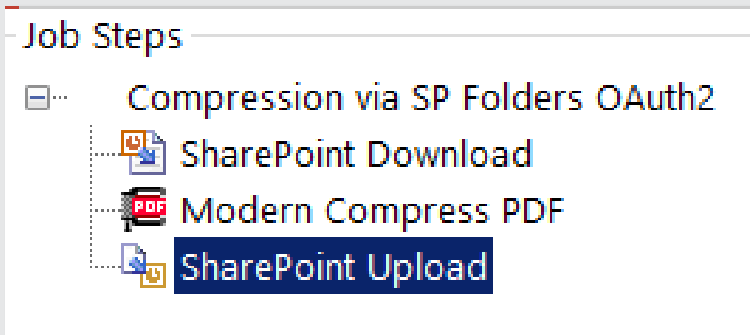
Autobahn – ADX Process - Compress



The file C:\Aquaforest\Autobahn DX\work\1147\work2\INPUT\08\2021-cloud-report-cockroach-labs.pdf has been compressed by 63%.
14408KB -> 5376KB
Time Taken = 00:00:03.9031375
Exit Code : 0

The file C:\Aquaforest\Autobahn DX\work\1147\work2\INPUT\17\AutobahnDX5.5.pdf has been compressed by 44%.
3935KB -> 2224KB
Time Taken = 00:00:03.0001916
Exit Code : 0

Autobahn – ADX Process - Upload



Get files from C:\Aquaforest\Autobahn DX\work\1147\work3\INPUT options:AllDirectories

File count: 3

Applying input file filters.

Successfully uploaded file = C:\Aquaforest\Autobahn DX\work\1147\work3\INPUT\08\2021-cloud-report-cockroach-labs.pdf
to SharePoint: <https://aquaforest.sharepoint.com/sites/SKDemos/ADX SP Compression/OUT/08/2021-cloud-report-cockroach-labs.pdf>

Successfully uploaded file = C:\Aquaforest\Autobahn DX\work\1147\work3\INPUT\17\AutobahnDX5.5.pdf
to SharePoint: <https://aquaforest.sharepoint.com/sites/SKDemos/ADX SP Compression/OUT/17/AutobahnDX5.5.pdf>


Successfully uploaded file = C:\Aquaforest\Autobahn DX\work\1147\work3\INPUT\23\S1E - RO-KA-TECH - Wall 2 (3810mm x 2340mm) Artwork OUTLINED.pdf
to SharePoint: [https://aquaforest.sharepoint.com/sites/SKDemos/ADX SP Compression/OUT/23/S1E - RO-KA-TECH - Wall 2 \(3810mm x 2340mm\) Artwork OUTLINED.pdf](https://aquaforest.sharepoint.com/sites/SKDemos/ADX SP Compression/OUT/23/S1E - RO-KA-TECH - Wall 2 (3810mm x 2340mm) Artwork OUTLINED.pdf)


Time Taken = 00:00:06.1398813

Exit Code : 0

Autobahn – SharePoint OUTPUT Folder



ADX SP Compression > IN > 17					
Name	Modified	Modified By	File Size	+ Add column	
 AutobahnDX5.5.pdf	5 minutes ago	Steffen Kretzschmar	3.84 MB		

ADX SP Compression > OUT > 17					
Name	Modified	Modified By	File Size	+ Add column	
 AutobahnDX5.5.pdf	A few seconds ago	SharePoint App	2.17 MB		

Autobahn – Compress via Email




Employee emails uncompressed file



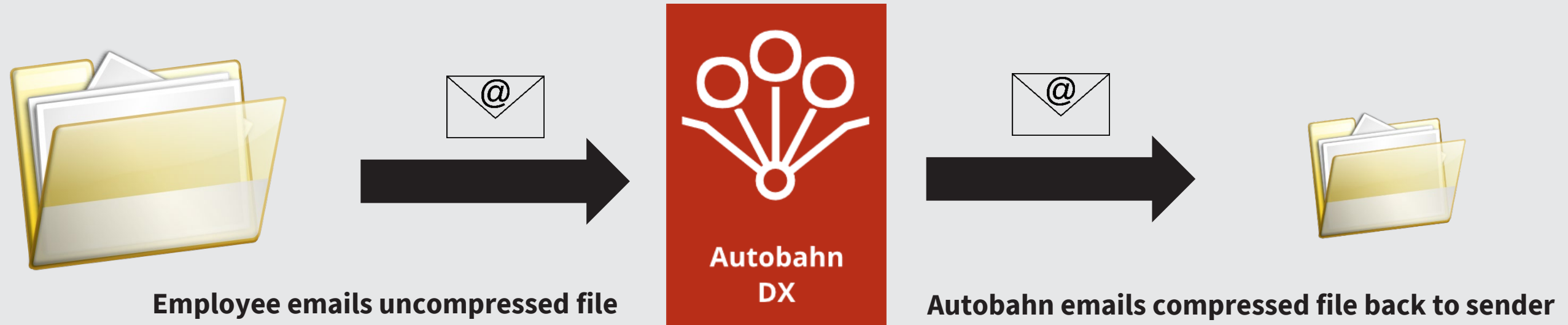
Autobahn emails compressed file back to sender

- Employees send their uncompressed to a specific Email address (e.g. compress@bank.com)
- An Autobahn process is scheduled to check that inbox at certain intervals or continuously
- Compressed files are sent back to the sender automatically once that process is complete
- That, of course, won't work for the Bank if the uncompressed file exceeds the 20MB limit 😊

Use Case CHARLIE – Oil Authority



Autobahn – Compress via Email




Job Steps

- Compression via Email OAuth2
 - Read Mailbox
 - Modern Compress PDF
 - Send Documents

Thank you

Over 2,000 Organizations Worldwide Rely on Aquaforest Software



OPENTEXT



SIEMENS



www.aquaforest.com

Aquaforest
an ORPALIS company